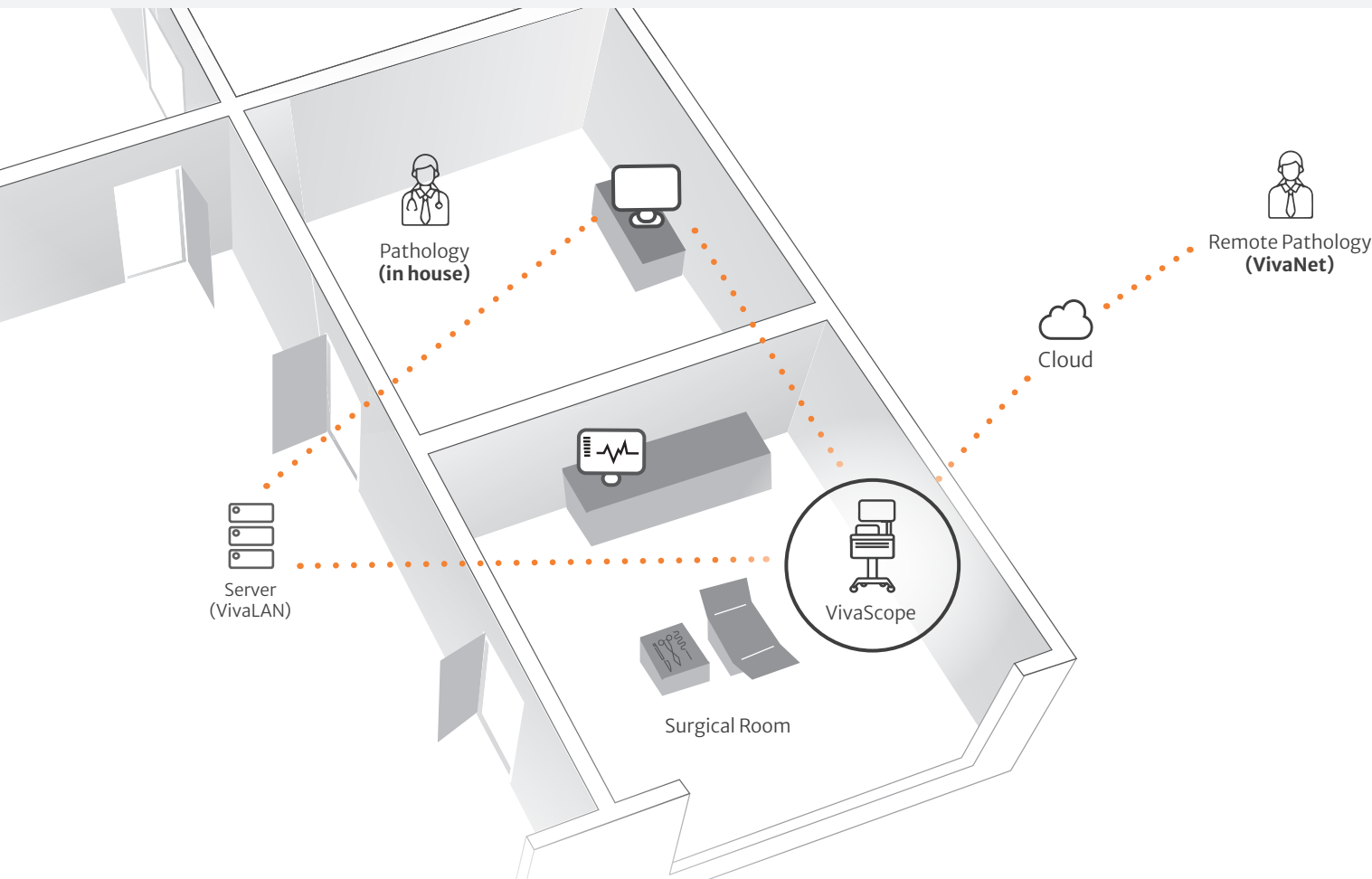


# How it works. #OnlyWithVivaScope

Make your work more efficient by avoiding unnecessary delays.  
Integrating the VivaScope into your clinical network saves precious time.



**VivaScope GmbH**  
Stahlgruberring 5  
81829 Munich · Germany

Phone: +49 89 401 921 600  
Email: [info@vivascope.com](mailto:info@vivascope.com)  
[www.vivascope.com](http://www.vivascope.com)



Technical specifications are subject to change without notice. Revision Level: 03/2023

**VivaLAN:**  
Operating system: Microsoft Windows Server Database: Microsoft SQL Server  
Storage: 20 TB (seamless capacity expansion recommended) ≈ 30 GB / patient Network connection: 1 Gigabit (dedicated)

**VivaNet:**  
Network connection: upload: > 100 Mbit/s  
Firewall: allow ports 443, 80 and 9987

EX VIVO IMAGING


VIVASCOPE

## Connectivity Solutions

For Instant Digital Pathology



[www.vivascope.com](http://www.vivascope.com)



# Connected.

You are now **ready**  
for the **5-minute**  
**workflow.**

Learn more.  
Open the pages inside.

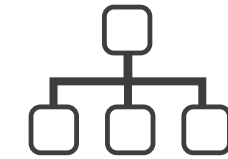




## Your hospital

Connect the VivaScope to your local PACS and HIS systems to integrate it into your clinical routine. Use DICOM to efficiently schedule and document imaging and diagnosis.

- ✓ HL7 (worklist retrieval)
- ✓ DICOM/PACS

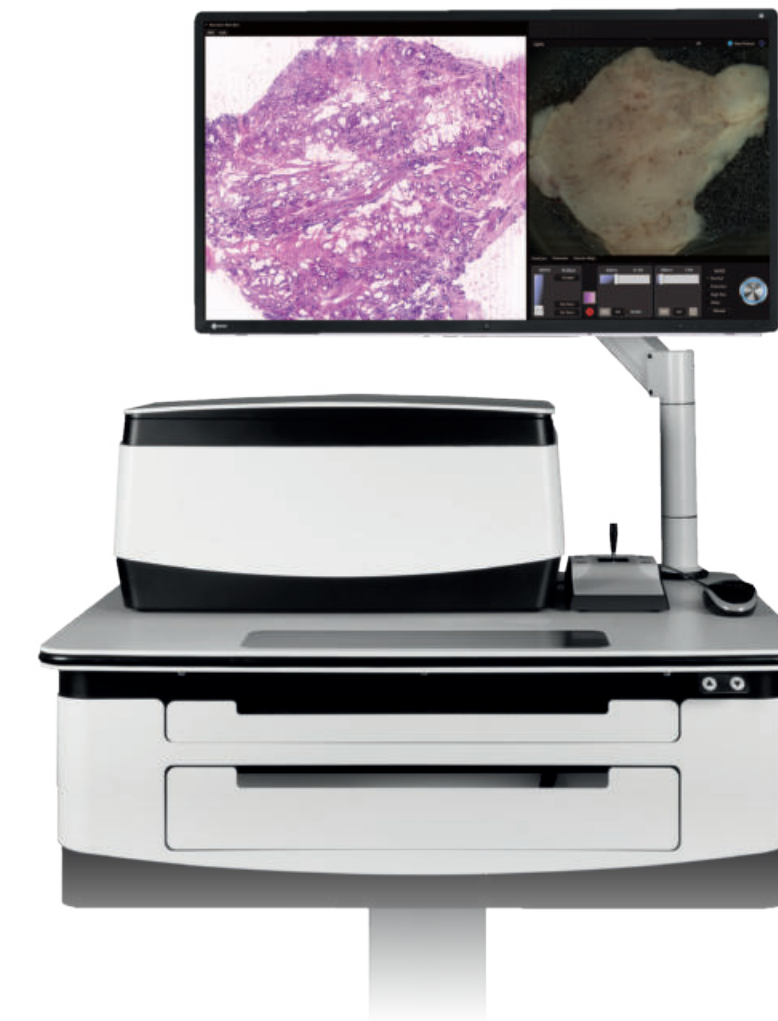


## VivaLAN

Use the VivaLAN network solution to avoid storage bottlenecks and provide access to multiple connected PCs. Enhance your data security by centralizing your storage and database for easy system backups.

- ✓ Scalable storage solution
- ✓ Efficient workflow & data management
- ✓ Cost reduction through simplified data management
- ✓ Safety by regular IT backups

# Your VivaScope



## VivaNet

Connect your pathologist to your operating room. Via VivaNet®, our secure telemedicine tool, the images can be assessed immediately after the scanning procedure. The pathologist's evaluation can directly affect the ongoing surgery regardless of the distance. No time is wasted with sample transportation!

- ✓ Direct access to images independent of distance
- ✓ Images can be evaluated without delay

We connect you.  
For your 5-minute workflow.  
Turn the page